



These instructions apply from 1 August 2019

## *Swedish Instructions for Timber Measurement*

*Adopted by the Biometria Board on the basis of recommendations from the Council for Measurement and Reporting (RMR). Adjusted by VMK to be used by the VMK authorized measuring companies VMF Estonia and VMF Latvia.*

# **GRADING OF PULPWOOD**

These instructions include grading of stacks as Prima or Sekunda class. The instructions also include the former application guide. VMF Estonia and VMF Latvia do not use grading of stacks as Prima or Sekunda class.

This is a translation from Swedish, which is the language that will apply in the event of any disputes.

## Contents

<b>1 Introduction</b> .....	<b>3</b>
1.1 Swedish instructions and legislation regarding timber measurement .....	3
1.2 Scope and application of these instructions .....	3
1.3 Basic requirements for measurement – delivery check .....	4
<b>2 Quality requirements concerning merchantable logs</b> .....	<b>4</b>
2.1 Assortment – constituent tree species .....	4
2.2 Dimensions .....	5
2.3 Delimiting (branch stubs and forks).....	6
2.4 Forest rot.....	7
2.5 Storage decay.....	7
2.6 Dry logs.....	7
2.7 Freshness.....	8
2.8 Foreign matter, ‘dirty’ logs .....	8
<b>3 Grading of stacks as Prima or Sekunda class (not used by VMF Estonia and VMF Latvia)</b> .....	<b>8</b>
3.1 Introduction and grading table .....	8
3.2 Incorrect species, dry logs.....	9
3.3 Overdimensioned logs .....	10
3.4 Dimensions and delimiting .....	10
3.5 Forest rot.....	11
3.6 Foreign matter, ‘dirty’ logs.....	11
<b>4 Assessment of freshness and storage decay</b> .....	<b>11</b>
<b>5 Grading based on control group</b> .....	<b>12</b>
<b>6 Checks of grading</b> .....	<b>13</b>
<b>7 Revision history</b> .....	<b>14</b>
<b>Appendix 1 Use of Assortment Code 16</b> .....	<b>16</b>
<b>Appendix 2 Reason codes used in log-by-log and stack measurement</b> .....	<b>17</b>
<b>Appendix 3 Summary of agreement-based (dispositive) regulations</b> .....	<b>18</b>
<b>Appendix 4. Table for assessing rot proportion (not used by VMF Estonia and VMF Latvia)</b> .....	<b>19</b>

# 1 Introduction

## 1.1 Swedish instructions and legislation regarding timber measurement

Swedish instructions for timber measurement are adopted by the Biometria Board on the basis of recommendations from RMR (Council for Measurement and Reporting). The documents for RMR are prepared by the Biometria department for development and IT. In certain cases, the instructions are supplemented with business-related provisions.

Rules and regulations concerning checks and follow-up are briefly described in each Measurement Instructions document and in more detail in separate documents. Current versions of measurement instructions and control documents can be retrieved from [www.biometria.se](http://www.biometria.se). This measurement instruction, adjusted by VMK, can be retrieved from [www.sdc.se](http://www.sdc.se).

Timber measurement in Sweden is regulated by special legislation, the Swedish Timber Measurement Act. This Act and the regulations of the Swedish Forest Agency regarding timber measurement form a fundamental regulatory framework for timber measurement and timber reporting in Sweden.

## 1.2 Scope and application of these instructions

These instructions apply when grading pulpwood, where the grading will form the basis of payment in a commercial transaction. Pulpwood is roundwood intended for the production of pulp. This document only relates to the assessment of quality (grading). Regulations concerning the measurement of quantity are found in other instruction documents, such as *Measurement of log volume under bark* and *Measurement of roundwood stacks*. The main measurement unit for quantity of pulpwood is solid volume under bark (m<sup>3</sup>s ub).

The measurement process consists of two parts: delivery check and grading. These can be performed simultaneously, or at different times and locations. The latter may be the case for remote measurement based on photos of the consignment.

When the quality of logs is assessed, this involves dividing the logs into merchantable and non-merchantable, and estimating the percentage of forest rot in the log ends. Stacks are graded into Prima (Grade 1) and Sekunda (Grade 2) classes. When the quality of logs is assessed as log-by-log measurement, detailed regulations regarding quality can be closely observed. However, when stacks are measured or graded, only a small proportion of the logs are visible, and properties such as log-length, delimiting, etc. are difficult to determine with any great accuracy.

The quality of pulpwood refers to its suitability for pulp manufacture. Pulpwood manufacture can be said to start in the forest, so quality can be affected by all operations after felling, including transport, measurement, and processing. It must be possible to transport the wood cost-effectively and safely, measure the wood with the applicable methods, and debark and chip the wood at the mills. All these are quality aspects that the regulatory framework must consider.

### **Addition concerning measurement done by VMF Estonia and VMF Latvia**

The grading of stacks as Prima or Sekunda is not done by VMF Estonia and VMF Latvia. Instead the proportion of non-merchantable logs, based on rules described in chapter 2, and the rot volume, based on conversion figures in chapter 5, is determined for each stack.

### 1.3 Basic requirements for measurement – delivery check

On delivery, the consignment is checked to ensure that the requirements for measurement, e.g. confirmed identity and separate batches, correspond with applicable instructions and agreements.

In addition, the wood is checked for merchantability, i.e. that it satisfies assortment requirements. In accordance with Chapter 3, stacks that do not fulfill the requirements for grading as Sekunda are not merchantable, unless agreed otherwise. The delivery check detects obvious errors and defects, such as wrong assortment, proportion of wrong tree species/dry logs, rot far exceeding permitted limits, large stones, metal objects, etc. On agreement, non-merchantable stacks can be recorded as a different assortment, assuming that the requirements for this assortment are satisfied.

If the regulations are not fulfilled measurement is refused. If measurement is refused, both seller and buyer of the timber concerned are to be informed immediately, and notified of the reason for the refusal.

If the consignment is suspected to contain toxins or radioactivity, a report is submitted to the buyer for the batch to be investigated.

## 2 Quality requirements concerning merchantable logs

The following section describes quality requirements relating to individual logs. If the requirements are not met, the log is classed as non-merchantable. In Chapter 3, limits are given for grading of stacks into Prima and Sekunda grades, which is based on these log-related quality requirements.

### 2.1 Assortment – constituent tree species

Pulpwood is traded according to various assortment and tree species types. Examples of assortments and the constituent tree species are given below. Pulpwood logs must be an approved species.

An assortment, such as hardwood pulpwood, may be subdivided according to tree species or species groups. This division means that stack grading includes an assessment of the proportion of each species or species group by volume. Other grounds for assessing proportions may be applied. If assessment of proportions involves pricing, this must be followed up in the check grading, see Chapter 6.

Assortment/species	Approved species
Spruce pulpwood	Spruce ( <i>Picea abies</i> ) Sitka spruce may be included by agreement
Softwood pulpwood	All softwoods, unless agreed otherwise
Birch pulpwood	Birch ( <i>Betula pubescens</i> and <i>Betula pendula</i> )
Aspen pulpwood	Aspen and poplar
Beech pulpwood	Beech ( <i>Fagus silvatica</i> ), maple, mountain ash and Swedish whitebeam
Hardwood pulpwood	All hardwoods, except oak and elm, unless agreed otherwise
Mixed pulpwood	All species, except oak and elm, unless agreed otherwise

## 2.2 Dimensions

### Log length and diameter

Unless agreed otherwise, pulpwood logs must have the following minimum and maximum dimensions:

---

Minimum diameter: 50 mm under bark at minimum length  
 Maximum diameter: 700 mm under bark (largest individual diameter measurement)

Minimum length: Timber of standard lengths: standard length – 30 cm  
 Timber of varying lengths: 290 cm

Maximum length: Timber of standard lengths: standard length + 30 cm  
 Timber of varying lengths: 580 cm

---

If the maximum diameter is exceeded, the log is recorded as overdimensioned.

Log length is measured down to 30 mm diameter. When logs do not satisfy the length requirement, or have smaller diameters than 50 mm under bark at minimum length, the entire log volume is recorded as non-merchantable. For logs with diameters of 50 mm at the minimum length, but less than 50 mm at the top, the part where the diameter is less than 50 mm is not recorded. Stemwood shorter than 150 cm or with a diameter < 50 mm at 150-cm length is recorded as logging residue, so it is neither measured nor recorded.




Figure 1. For logs with diameters of 50 mm at minimum length, but less than 50 mm at the top, the part where the diameter is less than 50 mm is not recorded.

### Buttress and other uneven sections

The largest diameter of a log under bark must not exceed the butt end diameter by more than 30 cm, and the maximum diameter may not exceed 70 cm. The butt end diameter is measured 10 cm from the butt end, and 50 cm from the end for butt logs.




Figure 2. Remaining buttress or other uneven sections that make handling difficult must be sufficiently levelled off.

### Width of crook

The width of a crook must not exceed the largest diameter of the log by more than 30 cm, nor the maximum diameter by more than 10 cm. Width of crook is defined as the diameter of the smallest imaginary cylinder, with a length equal to the log length, through which the log can pass.




Figure 3. Measurement of width of crook.

### 2.3 Delimiting (branch stubs and forks)

Branch stubs remaining on the log, and forks, make transport and measurement difficult, and are difficult to process.

#### Length and diameter of branch stub/fork

Pulpwood logs must be satisfactorily delimited, so branches and forks must be cut right up to, or close to, the mantle surface. The tolerance for branch stubs and forks must not be applied in such a way that delimiting of the log deliberately and systematically exploits the tolerance.

A fork is a stem section with a divided pith. The diameter of the fork limb under bark must be at least 30 mm, and must be at least one-third of the main stem's diameter under bark. If these conditions are not fulfilled, the thinner stem section is regarded as a branch. A fork is called an open fork if the main stem and the fork limb are completely separated and there is air between them. In other cases, the fork is a closed fork. Closed forks are permitted in pulpwood.



*Open fork – air between fork limb and the main stem*

*Closed fork – no air between fork limb and the main stem.*

Figure 4. Fork types.

Branch stubs/forks with a diameter  $\geq 15$  mm are tolerated. Thicker branch stubs/forks are tolerated if their height is  $< 16$  cm. Diameter is measured close to the mantle surface, perpendicular to the direction of the branch stub/fork. The height of the branch stub/fork is its length perpendicular to the longitudinal axis of the log. If the branch extends beyond the length of the log, branch height is measured as the greatest height within the extent of the log. A broken part of a branch stub is not included. A branch stub is regarded as broken if its resistance when bending is less than that of an unbroken branch stub with a diameter of 15 mm under bark. For beech pulpwood, other limits may be agreed.

Tolerance limits for attached branch stub/fork	
Diameter under bark	Height of branch stub/fork
$< 15$ mm	Unlimited
$\geq 16$ mm	$< 16$ cm




Figure 5. Measurement of height of branch stub and fork.

## 2.4 Forest rot

Forest rot is dark rot, soft rot and rot holes. Light solid rot and aniline wood, which is a first stage of forest rot, are not included. Forest rot is measured as a proportion of the surface area of the ends of the logs. In an individual log, an unlimited amount of forest rot is permitted. In log-by-log measurement, the proportion of rot is assessed in both ends. Rot diameter is expressed in mm, before the proportion of rot is calculated. On agreement, rot area may be converted to a rot volume, see Chapter 5.

## 2.5 Storage decay

Pulpwood logs may not have storage decay. A log is regarded as having storage decay if it has more than 10 % storage decay in a cross-section 15 cm from the log end. For pulpwood assortments other than spruce pulpwood, logs with 10-33 % storage decay in the cross-section may, on agreement, be merchantable as 'storage decayed' and recorded with a special code.

On agreement, the number of storage-decayed logs in a measurement unit (stack, etc) may be assessed. A simple investigation can be carried out using an axe while the wood is still on the truck, by chopping into the logs that are accessible. However, for more detailed investigation of storage decay the wood must be unloaded and placed on a surface that permits cutting with a chainsaw.

## 2.6 Dry logs

Pulpwood logs may not be dry. At the time of felling, dry logs lack nutrient transport in at least one end. Dry logs have initial or extensive bark loss.

## **2.7 Freshness**

Logs can be either fresh or not fresh, but freshness is not grounds for an individual log to be classed as non-merchantable. A log is regarded as fresh if the bark is easily removed, which is assessed using an axe or a knife on an undamaged part of the bark. The inner bark must be white and moist for the log to be classed as easily debarked. The logs may be inspected for freshness while they are loaded on the truck.

## **2.8 Foreign matter, 'dirty' logs**

Pulpwood logs must not contain coal, soot, plastic, rubber, stones or metal. There must be no embedded gravel in the wood or bark. The fraction size of gravel is 2-20 mm and of stones > 20 mm. Logs may not be impregnated, painted, processed or used for other purposes for long periods. Processing does not include debarked timber.

Pulpwood logs must not be 'dirty', i.e. contaminated with inorganic material smaller than 2 mm. A log is classed as dirty if more than half the area of one end surface and more than half of the log length is contaminated.

# **3 Grading of stacks as Prima or Sekunda class (not used by VMF Estonia and VMF Latvia)**

## **3.1 Introduction and grading table**

A stack is wood loaded on a vehicle, trailer or railway truck, with side banks that give the stack straight sides. When grading a stack, visible parts are regarded as samples, the grading of which forms the basis for the stack being graded into Prima or Sekunda classes. A stack that has passed the delivery check, but in the subsequent grading is found to not fulfil the requirements for Sekunda class, is classed as Reject.

Grading of a stack assumes that the log grader can:

- see one long side of the stack and the log ends in at least one end of the stack.
- see the other side of the stack or the top surface to a certain extent.

These correspond to the normal conditions when measuring on a measuring platform or by using photos. All grading requirements are carefully checked through log-by-log measurements on randomly selected stacks.

Reason(s) why the stack is graded as Sekunda or Reject must be recorded. Any subdivision of the stack volume into different products, by for example tree species or species group, is not taken into account in the grading. The entire stack is graded in the same quality class.

In this chapter, hardwood pulpwood refers to all assortments made up of deciduous trees. Softwood pulpwood also comprises mixed species pulpwood and lodgepole pulpwood unless stated otherwise.

Table 1 shows the requirements for grading a stack as Prima or Sekunda. Percentages relate to volume, except for forest rot, where the percentage relates to the end surface of the stack. Tables 2 and 3 should be used for "incorrect species, dry logs" and "branch stub, fork, dimensions". These are based on counting the number of visibly incorrect or defective logs.



Table 1. Requirements for grading stacks into Prima and Sekunda quality classes. A stack that does not satisfy the requirements for Sekunda class may, on agreement, be classed as Reject.

Reason	Prima			Sekunda		
	Spruce pulpwood	Softwood pulpwood	Hardwood pulpwood	Spruce pulpwood	Softwood pulpwood	Hardwood pulpwood
Incorrect species, dry logs	Max 1 %	Max 1 %	Max 1 %	Max 2 %	Max 5 %	Max 2 %
Forest rot (% of end surface of stack)	Max 2 %	Max 5 %	Max 5 %	Max 2 %	Max 25 %	Max 25 %
Branch stub, fork, dimension (excl. overdimensioned)	Spruce and coniferous pulpwood max 10 % Lodgepole and deciduous pulpwood max 20 %					
Overdimensioned	Not permitted					
'Dirty' logs	Max 5 %					
Foreign matter	Not permitted					

### 3.2 Incorrect species, dry logs

In Prima pulpwood, a maximum of 1 % incorrect species or dry logs are permitted. In Sekunda pulpwood, a maximum of 2 % incorrect species or dry logs are permitted. In Sekunda softwood pulpwood, a maximum of 5 % incorrect species or dry logs are permitted. When grading is based on photos or the stack is graded from a measurement bridge, Table 2 is used. This is because these errors/defects can be detected in both sides and end surfaces of the stack. Where the stack contains unsatisfactory logs with volumes considerably deviating from the average log, the number of logs is adjusted.

Timber batches containing dry logs can be recorded as a separate assortment. In such cases, an unlimited quantity of dry logs are permitted, see Appendix 1.

Table 2. Assessment of the stack's quality class in terms of incorrect species and dry logs, i.e. wood errors/defects that can be detected in sides and end surfaces of the stacks<sup>1</sup>.

		Number of visible unsatisfactory logs											
		1	2	3	4	5	6	7	8	9	10	12	14
Number of logs in the stack	50 (0-75)												
	100 (75-125)												
	150 (125-175)												
	200 (175-225)												
	250 (225-275)												
	300 (275-325)												
	350 (325-400)												
	450 (400-500)												
	550 (500-600)												

	Prima for all pulpwood
	Sekunda for all pulpwood
<div style="position: absolute; top: 0; right: 0; width: 50%; height: 50%; background-color: #ffcc99; clip-path: polygon(50% 0%, 100% 50%, 50% 100%);"></div>	Sekunda för softwood pulpwood, Reject for spruce and hardwood pulpwood
	Reject for all pulpwood

### 3.3 Overdimensioned logs

Overdimensioned logs are not permitted in either Prima or Sekunda pulpwood. Overdimensioned wood can be recorded as a separate assortment, such as overdimensioned beech pulpwood, for which other agreed diameter limits apply.

### 3.4 Dimensions and delimiting

In Prima and Sekunda spruce or softwood pulpwood, a maximum of 10 % of the volume is permitted to have an incorrect dimension (excl. overdimensioned) or unsatisfactory delimiting (see sections 2.2-2.3). In Prima and Sekunda lodgepole and hardwood pulpwood, a maximum of 20 % is permitted.

In grading using photos or from a measurement bridge, Table 3 is used. This is because these defects can mainly be detected in stack sides. Where the stack contains unsatisfactory logs with volumes considerably deviating from the average log, the number of logs is adjusted. Underdimensioned logs can also be detected in the end surfaces of the stack. The number of these logs is divided by four, and the product rounded off downwards to the nearest whole number (1-3 logs = 0, 4-7 logs = 1, 8-11 logs = 2, etc).

<sup>1</sup> Table 2 in the Measurement Instruction is based on the assumption that, for every visible incorrect log, there is at least one more in the stack (Upward Adjustment Factor 2). This factor is based on studies carried out before the grading system was introduced.

Table 3. Assessment of the stack's quality class with regard to delimiting faults, length errors, dimension errors excluding overdimension, and crooks, i.e. wood defects that can mainly be detected in stack sides. The number of underdimensioned logs is divided by four<sup>2</sup>.

		Number of visible unsatisfactory logs											
		1	2	3	4	5	6	7	8	9	10	12	14
Number of logs in the stack	50 (0-75)												
	100 (75-125)												
	150 (125-175)												
	200 (175-225)												
	250 (225-275)												
	300 (275-325)												
	350 (325-400)												
	450 (400-500)												
	550 (500-600)												

	Prima for all pulpwood
	Prima for hardwood and lodgepole pulpwood, Reject for spruce and softwood pulpwood
	Reject for all pulpwood

### 3.5 Forest rot

Forest rot is assessed as the proportion of rot area in one end surface of the stack. If both end surfaces are visible, the average is recorded. In Prima and Sekunda spruce pulpwood, a maximum of 2 % rot area is permitted. In softwood or hardwood pulpwood, a maximum of 5 % is permitted in Prima stacks, and a maximum of 25 % in Sekunda stacks.

### 3.6 Foreign matter, 'dirty' logs

Stacks, or logs in stacks, may not contain foreign matter (see section 2.8).

A maximum of 5 % of the stack volume may comprise 'dirty' logs (logs contaminated by soil on landings or in the forest).

## 4 Assessment of freshness and storage decay

Grading of a stack into a quality class may, on agreement, be supplemented by an assessment of freshness and/or storage decay. Such agreements require measurement officials to be present at the measurement site, i.e. this assessment may not be based on remote measurement using photos. An

<sup>2</sup> Table 3 in the Measurement Instruction is based on the assumption that, for every visible incorrect log, there are at least four more in the stack (Upward Adjustment Factor 5). This factor is based on studies carried out before the grading system was introduced.

agreement on inspection by an official may be made for sites where measurement is usually carried out in the form of remote measurement.

Wood that, on delivery, satisfies the requirement regarding the permitted number of weeks of storage is regarded as fresh. On agreement, other regulations than those described in Table 4 may be applied.

Table 4. Permitted number of summer storage weeks from week of felling for the pulpwood to be classed as fresh.

Summer period		Permitted number of summer storage weeks	
Southern Sweden	Northern Sweden	Spruce pulpwood	Other pulpwood
1/4 - 31/10	1/5 - 30/9	four weeks	eight weeks

- *Southern Sweden is Götaland and Svealand except the county of Dalarna and Torsby municipality in the county of Värmland. Northern Sweden is the counties of Norrland and Dalarna and Torsby municipality in the county of Värmland (division according to the Swedish Forestry Act).*
- *The location (part of Sweden) refers to the storage location, not the measurement location.*

Spruce pulpwood may be inspected if the felling week is unknown, or if the permitted number of weeks has been exceeded. Dry logs and logs of incorrect species are exempt from the inspection. For a stack to be classed as fresh, 90 % of its volume must be assessed as fresh. Other pulpwood may also be inspected if the permitted number of summer storage weeks has been exceeded. Easily debarked wood is classed as fresh.

For a stack to be classed as storage decayed, at least 10 % of its volume must comprise logs with storage decay.

## 5 Grading based on control group

When grading is based on a control group, all units in the group are first measured/graded with a simple procedure (stack grading, weighing, counting). A sample is then selected randomly and carefully graded and/or certain properties measured. The information obtained is used to produce a group conversion figure that, in turn, is used to adjust the quantity and, in certain cases, quality shown in the simple measurement and/or to convert it to a different type of measurement unit.

Control group measurement can be divided into two categories:

1. A group where the quality (the grading class of the stack) is determined in the simple measurement.
2. A group where the quality is not determined in the simple measurement.

**Group where the quality (the grading class of the stack) is determined in the simple measurement.**

For this category, the quantity and quality class is determined for every stack in the simple measurement (quality class according to the regulations in Chapter 3). The quantity from the simple measurement is adjusted on the basis of the results from the more comprehensive measurement. The quality class of the stack is not determined in the comprehensive measurement. The result is shown in the form of a group-adjusted volume (m<sup>3</sup>s ub) and the distribution of this volume by quality classes. **Addition concerning measurement done by VMF Estonia and VMF Latvia**

The grading of stacks as Prima or Sekunda is not done by VMF Estonia and VMF Latvia. Instead the proportion of non-merchantable logs, based on rules described in chapter 2, and the rot volume, based on conversion figures in chapter 5, is determined for each stack.

**Group where the quality is not determined in the simple measurement.**

For this category, which can apply to loads on trains, boats, etc, the quality (proportion of non-merchantable logs) is determined on the basis of the sample units (using log-by-log measurement). On agreement, the measurement of the sample units may include measurement and recording of logs with storage damage.

Rot area (forest rot) is converted to rot volume, using the following conversion figures:

- Softwood species 25 litres / dm<sup>2</sup> rot area (northern Sweden)  
27 " / " (southern Sweden)
- Hardwood species 32 " / " (all of Sweden)

The results from the sample units are applied to the entire group. The result is shown in the form of a group-adjusted volume (m<sup>3</sup>s ub) and the proportion of non-merchantable volume, divided according to the reasons for being 'non-merchantable'.

**Storage decay**

For all wood imported by boat to Sweden between 1 August and 30 November, it is recommended that the proportion of storage decay is determined via sampling, where the wood is cut at the ends of all logs in the sample.

**Freshness**

Freshness can only be determined in connection with the simple measurement.

## 6 Checks of grading

Quality grading is checked on randomly selected stacks (measurement units). The check is to be carried out as a new grading of the stack in the same condition it was in at the time of the original grading\*. In grading of stacks by VMF Estonia and VMF Latvia or in grading of groups, where the quality is not determined in the simple measurement, the check is carried out on randomly selected logs from the sample units. If the distribution of products is included in grading to form the basis for payments in a commercial transaction, this is to be checked. The entire sample stack (or corresponding measurement unit) is then to be measured log-by-log. Check grading is to be carried out within six weeks of the original measurement. Checks do not include freshness or storage decay.

The results from the check grading, per measurement site, time period, etc. must be presented as:

- Accuracy percentage: The proportion of stacks/logs whose original grading corresponds with the check grading.

- Quality value deviation: The difference between the value indicated by the original grading and the value based on the original measured volume and distribution of products, the check grading's distribution of products, and the checked grading class. Consequently, this calculation does not include any errors in determining the stack volume.
- Value deviation: The difference between the value indicated by the original grading and that indicated by the check grading when deviations in quantity measurement have been taken into account.

A relative pricelist is to be used for calculating quality value deviations and value deviations.

*\* This will be introduced when method support, IT support, and a reporting system are available. Until then, checks of stack quality grading are to take the form of log-by-log measurement where reason(s) for 'non-merchantable' assessment and rot proportion in the log-end surfaces are recorded, after which the quality class is assessed.*

## 7 Revision history

23 February 2006	Instructions adopted by the Council for Measurement and Reporting, with recommended application from 1 August 2006 (VMR 1-06). The instructions replaced Chapter 4 in the Measurement Instructions VMR 1-99.
1 January 2014	The instructions may be applied in accordance with the decision of the SDC Board. The instructions are introduced after decisions made in each measuring company. Title change from <i>Measurement Instructions for Pulpwood</i> to <i>Quality Requirements for Pulpwood</i> . The section <i>Quantity determination</i> is moved to other instruction documents.
1 January 2016	Addition: <ul style="list-style-type: none"> <li>• The measured assortment, such as hardwood pulpwood, may be divided according to tree species or species groups</li> <li>• Basic requirement to inform those concerned in the event of suspicion that a delivery of imported roundwood contains toxins or radioactivity</li> <li>• Logs may not be impregnated, painted, processed or used for long period for other purposes.</li> <li>• Minimum length of 270 cm for varying lengths in VMF Nord</li> </ul> The concept of 'satisfactorily fresh' is deleted The component tree species for spruce pulpwood is changed to include Sitka spruce on agreement
1 August 2016	Title changed from <i>SDC Instructions</i> to <i>Swedish Instructions</i> .
1 January 2017	Section 2.3: Text correction, "length of branch is less than..." Chapter 4: Updated titles for results of checked measurements.
1 January 2019	VMF Syd, VMF Qbera, VMF Nord and SDC merged to form Biometria
1 August 2019	Grading quality classes of stacks called Prima and Sekunda. Measurement instruction and application guide merged. Includes appendices 2 and 4. Minimum length of 290 cm for varying lengths throughout the country Same limit for branch stub/crook height, 16 cm, for all pulpwood assortments.

	<p>The limit on the permitted amount of forest rot in an individual log is removed.</p> <p>Changed definition of dry log.</p> <p>Addition of appendices:</p> <ul style="list-style-type: none"><li>• Assortment 16</li><li>• Summary of agreement-based regulations</li></ul> <p>Title changed to <i>Grading of Pulpwood</i>.</p> <p>Adjusted by VMK to be used by VMF Estonia and VMF Latvia that do not use grading quality classes of stacks as Prima or Sekunda.</p>
--	--

## Appendix 1 Use of Assortment Code 16

In timber reporting, a four-digit assortment code is used, SSTE, where SS = assortment, T = tree species, and E = properties. The following SS codes are used for pulpwood assortments:

- 10 = varying lengths
- 11 = storage rot
- 12 = standard length 2 m
- 13 = standard length 3 m
- 14 = not fresh
- 15 = healthy, fresh
- 16 = incorrectly sorted
- 18 = overdimensioned

On 29 May 2019, the Board of Biometria adopted the following descriptive regulations to:

1. Distinguish the sawable proportion in pulpwood deliveries (product distribution in accordance with section 2.1)
2. Enable trading of timber batches containing timber damaged by bark beetle (dry logs)

The timber should be recorded as Assortment Code 16 (recorded assortment), after which the timber is divided according to product (divided assortment). The entire measurement unit/stack is included in the volume that forms the basis for grading in accordance with Chapter 3, i.e. all the sub-assortments, including 'Sawable'.

Table 5. Use of Assortment Code 16 for batches with dry logs and for distinguishing the proportion of sawable logs in pulpwood deliveries.

Assortment (recorded assortment)	Quality regulations	Dry logs	Distribution of products (sub-assortments)	Requirement for sub-assortment 'Sawable'		
				Min. diameter	Max. proportion of rot in log end	Max. yield loss
1600	Softwood pulpwood	Unlimited extent	Pine, spruce, 'sawable'.	14 cm or 18 cm	5 %	120 cm
1690	Softwood pulpwood	Prima 1 %, Sekunda 5 % (incl. incorrect species)	Pine, spruce, 'sawable'.	14 cm or 18 cm	5 %	120 cm
1620	Spruce pulpwood	Prima 1 %, Sekunda 2 % (incl. incorrect species)	Spruce, 'sawable'.	14 cm or 18 cm	5 %	120 cm



## Appendix 2 Reason codes used in log-by-log and stack measurement

Table 6 shows the reason codes used for non-merchantable logs (log-by-log measurement) and stacks not classified as Prima class (stack grading). If there is more than one reason for the log/stack, the reason with the lowest number in the table is recorded. In stack measurement, crook width, incorrect length, underdimension and preparation are included in Reason 7.

Table 6. Reason codes used in log-by-log and stack measurement.

Reason	Log-by-log measurement	Stack grading	
	(non-merchantable)	Sekunda	Reject / Measurement refusal
	Reason code	Reason code	Reason code
Incorrect species/assortment	1	1	1
Width of crook	2		7
Forest rot	-	3	3
Overdimensioned	4	-	4
Log length, underdimensioned	5		7
Preparation (branches, forks, buttress, etc.)	7	-	7
Dirt covered	-		8
Contamination (coal, soot, plastic, stones, metal, etc.)	8	-	8
Storage decay	9*		9*

\*Storage decay is not part of grading in Prima/Sekunda classes

## **Appendix 3 Summary of agreement-based (dispositive) regulations**

### **Chapter 1.3. Basic requirements for grading – delivery check**

- On agreement, non-merchantable stacks can be recorded as a different assortment, assuming that the requirements for this assortment are satisfied.

### **Chapter 2. Quality requirements relating to individual logs**

- In many cases, the tree species that can be approved in an assortment may be decided by agreement.
- Assortments such as hardwood pulpwood may be divided according to tree species (groups) / products. Other grounds for division than tree species may be applied; see Appendix 1 on use of Assortment Code 16.
- Requirements regarding dimensions may be decided by agreement.
- For beech pulpwood, requirements regarding delimiting may be decided by agreement.
- Storage rot: With the exception of spruce pulpwood, logs with 10-33 % storage decay in the cross section may be merchantable and recorded with a special code.

### **Chapter 3. Grading of stacks as Prima or Sekunda**

- On agreement, a stack that does not satisfy the requirements for Sekunda class may be classed as Reject.
- Timber batches containing dry logs can be recorded as a separate assortment.
- Overdimensioned timber can be recorded as a separate assortment.

### **Chapter 4. Assessment of freshness and storage damage**

- Grading of a stack into a quality class may, on agreement, be supplemented with an assessment of freshness and/or storage damage.
- On agreement, other regulations may be applied regarding the maximum number of permitted summer storage weeks than those described in Table 4.

## Appendix 4. Table for assessing rot proportion (not used by VMF Estonia and VMF Latvia)

In stack measurement, the proportion of rot is assessed in the end surface of the stack. If both end surfaces of the stack are visible, an average of the proportions is calculated and recorded. To simplify assessment of the rot proportion, the first step can be to estimate the rot area in dm<sup>2</sup>. The table below can then be used to convert the rot area to an end surface percentage. The table is based on:

- Bank width 230 cm
- Wood volume percentage: Spruce/softwood pulpwood 56 % / Hardwood pulpwood 48 %

Table 7. Table for calculating the proportion of rot in the end surface of a stack

<b>Spruce pulpwood</b>								
	Rot area in dm <sup>2</sup>							
Stack height	2	4	6	8	10			
cm	Rot area percentage for the stack %							
100	2	3	5	6	8			Prima
150	1	2	3	4	5			Sekunda
200	1	2	2	3	4			Reject
250	1	1	2	2	3			
300	1	1	2	2	3			
<b>Softwood pulpwood</b>								
	Rot area in dm <sup>2</sup>							
Stack height	10	15	25	50	75			
cm	Rot area percentage for the stack %							
100	8	12	19	39	58			
150	5	8	13	26	39			
200	4	6	10	19	29			
250	3	5	8	16	23			
300	3	4	6	13	19			
<b>Hardwood pulpwood</b>								
	Rot area in dm <sup>2</sup>							
Stack height	10	15	25	50	75			
cm	Rot area percentage for the stack %							
100	9	14	23	45	68			
150	6	9	15	30	45			
200	5	7	11	23	34			
250	4	5	9	18	27			
300	3	5	8	15	23			

Swedish instructions for timber measurement are adopted by the Biometria Board on the basis of recommendations from RMR (Council for Measurement and Reporting). The documents for RMR are prepared by the Biometria department for development and IT. This instruction was adjusted by VMK to be used by the VMK authorized measuring companies VMF Estonia and VMF Latvia. The instructions are published on [www.biometria.se](http://www.biometria.se), and this instruction is published on [www.sdc.se](http://www.sdc.se).



Biometria ek för  
Postal address:  
Box 89  
751 03 UPPSALA  
Tel: 010 - 228 50 00  
Email:  
[info@biometria.se](mailto:info@biometria.se)  
Website:  
[www.biometria.se](http://www.biometria.se)



Virkesmättningskontroll VMK ek för  
Postal address:  
Box 53  
751 03 UPPSALA  
Email:  
[info@virkesmatningskontroll.se](mailto:info@virkesmatningskontroll.se)  
Website:  
[www.virkesmatningskontroll.se](http://www.virkesmatningskontroll.se)

---